



## BS-230

Clinical Chemistry Analyzer



**mindray**  
healthcare within reach

**ATLAS**med.

[www.atlasmed.ly](http://www.atlasmed.ly)



WARNING  
MOVING PARTS  
Do not touch when in operation


Flexible loading:

Up to **80** sample positions,

Up to **80** reagent positions.  
(40 fixed + 40 interchangeable)

CAUTION  
COLLISION  
When cover is properly  
closed, do not move the cover



**100 $\mu$ l**  
minimum reaction volume





# Disposable Cuvettes

to avoid contamination



Probe carryover less than  
**0.05%**

# BS-230

## Clinical Chemistry Analyzer



Independent mixing bar



Built-in barcode reader




Intelligent software with user-friendly interface



Step-by-step maintenance guide



# Compact Size with Robust Functions



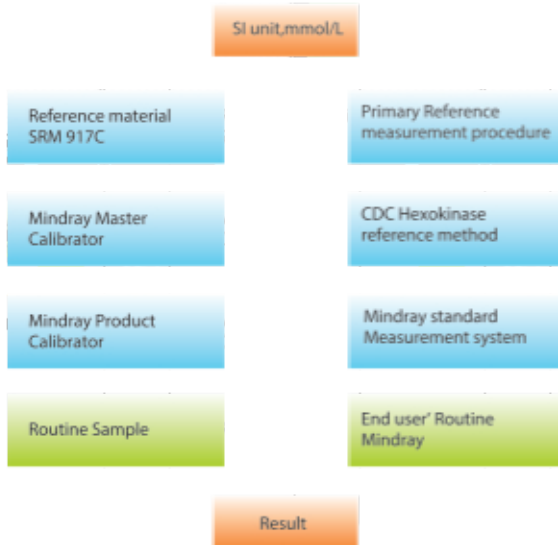


## Complete traceability process

Complete calibration hierarchy and traceability chain are based on ISO standard (EN/ISO17511) from reference system to routine measurement system.

### Traceability chain of Mindray measurement system (Glu)

Traceability Material Calibration / Value Assignment Procedure Implementation Uncertainty U(x,y)

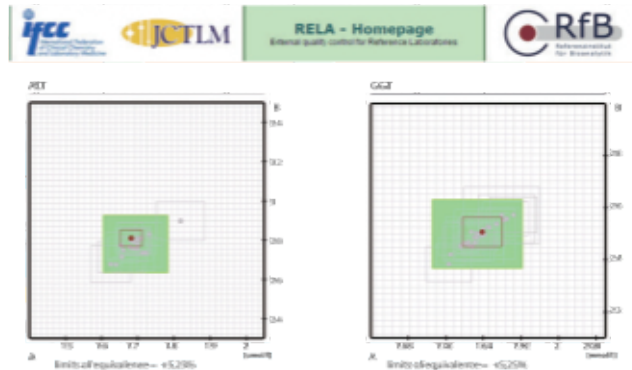


## External quality assurance for reference measurement

Mindray participates in RELA (External quality control for reference laboratory) and CAP (College of American Pathologists external quality control).

## EQA for Mindray Reference laboratory——RELA

Mindray reference laboratory has passed RELA for 6 consecutive years.



More RELA results please refer to: [www.dgkl-rfb.de/81](http://www.dgkl-rfb.de/81)



All the Items Mindray participate RELA

ALT ANY ALP CK GGT GLU LDH TB TP UR UREA

## EQA for Mindray Testing System——CAP

Mindray testing system has passed CAP for 6 consecutive years.



College of American Pathologists  
325 Waukegan Road, Northfield, Illinois 60093-2730  
800-323-4040 • <http://www.cap.org>  
Advancing Excellence

CAP Number: 7198395-01 Kit# 1  
Institution: Shenzhen Mindray Biomed Elec Co Ltd  
Attention: Living Liu MD  
City / State: Hongkong HK CH 518055

Kit ID: 25733824  
Kit Mailed: 6/3/2013  
Original Evaluation: 7/8/2013

EVALUATION  
ORIGINAL

C-B 2013 Chemistry

CAP

Regulated Analyte	Proficiency Event 2012 3			Proficiency Event 2013 1			Proficiency Event 2013 2			Current Event Performance Interpretation	Cumulative CLIA '08 Performance Interpretation
	Test Event	Score	%	Test Event	Score	%	Test Event	Score	%		
	ALT	CC	5/5	100	CA	5/5	100	CB	5/5		
Albamin	CC	5/5	100	CA	5/5	100	CB	5/5	100	Satisfactory	Successful
Alkaline Phosphatase	CC	5/5	100	CA	5/5	100	CB	5/5	100	Satisfactory	Successful
Amylase	CC	5/5	100	CA	5/5	100	CB	5/5	100	Satisfactory	Successful
AST	CC	5/5	100	CA	5/5	100	CB	5/5	100	Satisfactory	Successful
Bilirubin, Total	CC	5/5	100	CA	5/5	100	CB	5/5	100	Satisfactory	Successful
Calcium, Total	CC	5/5	100	CA	5/5	100	CB	5/5	100	Satisfactory	Successful
Cholel	CC	5/5	100	CA	5/5	100	CB	5/5	100	Satisfactory	Successful
Cholesterol, Total	CC	5/5	100	CA	5/5	100	CB	5/5	100	Satisfactory	Successful
Cholesterol, HDL	CC	5/5	100	CA	5/5	100	CB	5/5	100	Satisfactory	Successful
Creatine Kinase	CC	5/5	100	CA	5/5	100	CB	5/5	100	Satisfactory	Successful
Creatinine	CC	5/5	100	CA	5/5	100	CB	5/5	100	Satisfactory	Successful
Glucose	CC	5/5	100	CA	5/5	100	CB	5/5	100	Satisfactory	Successful
Iron, Total	CC	5/5	100	CA	5/5	100	CB	5/5	100	Satisfactory	Successful
LD	CC	5/5	100	CA	5/5	100	CB	5/5	100	Satisfactory	Successful
Magnesium	CC	5/5	100	CA	5/5	100	CB	5/5	100	Satisfactory	Successful
Potassium	CC	5/5	100	CA	5/5	100	CB	5/5	100	Satisfactory	Successful
Sodium	CC	5/5	100	CA	5/5	100	CB	5/5	100	Satisfactory	Successful
Protein, Total	CC	5/5	100	CA	5/5	100	CB	5/5	100	Satisfactory	Successful
Triglycerides	CC	5/5	100	CA	5/5	100	CB	5/5	100	Satisfactory	Successful
Urea Nitrogen	CC	5/5	100	CA	5/5	100	CB	5/5	100	Satisfactory	Successful
Uric Acid	CC	5/5	100	CA	5/5	100	CB	5/5	100	Satisfactory	Successful

# Reagent menu

## Hepatic Panel

Alanine Aminotransferase (ALT)  
Aspartate Aminotransferase (AST)  
Alkaline Phosphatase (ALP)  
 $\gamma$ -GlutamylTransferase ( $\gamma$ -GT)  
Direct Bilirubin (D-Bil) DSA Method  
Direct Bilirubin (D-Bil)VOX Method  
Total Bilirubin (T-Bil) DSA Method  
Total Bilirubin (T-Bil)VOX Method  
Total Protein (TP)  
Albumin (ALB)  
Total Bile Acids (TBA)  
Prealbumin (PA)  
Cholinesterase (CHE)  
 $\alpha$ -L-fucosidase (AFU)  
5'-nucleotidase (5'-NT)

## Renal Panel

Urea (UREA)  
Creatinine (CREA) Modified Jaffé Method  
Creatinine (CREA)Sarcosine Oxidase Method  
Uric Acid (UA)  
Carbon dioxide (CO<sub>2</sub>)  
Microalbumin  
 $\beta$ 2-Microglobulin ( $\beta$ 2-MG)  
Cystatin C (CysC)  
Retinol binding protein( RBP)

## Immune Panel

Immunoglobulin A (IgA)  
Immunoglobulin G (IgG)  
Immunoglobulin M (IgM)  
Complement C3 (C3)  
Complement C4 (C4)

## Diabetes Panel

Glucose (Glu) GOD-POD Method  
Glucose (Glu) HK Method  
Hemoglobin A1c (HbA1c)  
Fructosamine (FUN)  
 $\beta$ -Hydroxybutyrate( $\beta$ -HB)

## Cardiac panel

Creatine Kinase (CK)  
Creatine Kinase-MB (CK-MB)  
Lactate Dehydrogenase (LDH)  
 $\alpha$ -Hydroxybutyrate Dehydrogenase( $\alpha$ -HBDH)  
High sensitive C-reaction protein( HS-CRP)

## Inorganic & Anemia

Iron (Fe)  
Ferritin (FER)  
Transferrin (TRF)  
Calcium (Ca)  
Magnesium (Mg)  
Phosphate Inorganic (P)  
Unsaturated iron binding capacity (UIBC)  
Glucose-6-phosphate dehydrogenase (G6PD)

## Lipid Panel

Total Cholesterol (TC)  
Triglycerides (TG)  
HDL-Cholesterol (HDL-C)  
LDL-Cholesterol (LDL-C)  
Apolipoprotein A1 (ApoA1)  
Apolipoprotein B (ApoB)  
Lipoprotein(a) [Lp(a)]

## Rheumatism Panel

C-reactive protein (CRP)  
Rheumatoid Factor (RF)  
Antibodies Against Streptolysin O (ASO)

## Lung Panel

Adenosine Deaminase (ADA)  
Angiotensin Converting Enzyme(ACE)

## Pancreatitis Panel

$\alpha$ -Amylase ( $\alpha$ -AMY)  
Lipase (LIP)

# BS-230

## Clinical Chemistry Analyzer

### Technical Specifications

#### System function

Automatic, Discrete, Random Access, Bench-top

STAT sample priority

Throughput: Up to 200 tests/hour, up to 400 tests/hour with ISE

Measuring principles: Absorbance photometry, Turbidimetry, Ion Selective Electrode technology

Methodology: End-point, Fixed-time, Kinetic, optional ISE, Single/Dual/ reagent chemistries, monochromatic / bi-chromatic

Original system pack reagent ready to use

Close system and open system is optional

#### Reagent/Sample Handling

Reagent/Sample tray: 80 positions for reagents and 40 positions for samples in 24-hour refrigerated compartment (2~12 °C)

Reagent volume: 10~250µl, step by 0.5µl

Sample volume: 2~45µl, step by 0.1µl

Reagent/Sample probe: Liquid level detection, vertical collision protection and inventory checking, reagent pre-warming

Probe cleaning: Automatic washing for interior and exterior  
Carry over < 0.05%

Automatic sample dilution: Pre-dilution and post-dilution

#### Internal bar code reader (optional)

Capable to communicate with LIS in bi-directional mode

#### Reaction System:

Cuvette: 40 disposable cuvettes

Reaction volume: 100~360µl

Operating temperature: 37 °C ±0.1 °C

#### ISE Module (optional)

Measuring K<sup>+</sup>, Na<sup>+</sup>, Cl<sup>-</sup>

#### Mixing Unit

Independent mixing bar

#### Optical System

Light Source: Halogen-tungsten lamp

Wavelength: 8 wavelengths, 340nm- 405nm- 450nm- 510nm- 546nm- 578nm- 630nm- 670nm

Absorption range: 0~4.0 Abs (10mm conversion), resolution 0.0001Abs

Stray Light 5.6Abs

#### Control and Calibration

Calibration modes: Linear (one point, two points and multi-points), Logit-Log 4P, Logit-Log 5P, spline, exponential, polynomial, parabola

Control Rules: X-R, L-J, Westgard multi-rule, Cumulative sum check, twin plot

#### Operation Unit

Operation system: Windows 8

Interface: RS-232

#### Working Conditions

Power Supply: 200~240V, 50/60Hz, ≤1000VA or 100~130V, 60Hz, ≤1000VA

Dimension: 690 mm (length) ×580 mm (depth) ×595 mm (height)

Weight: 47 kg

Water Consumption: ≤ 2 L/H